
AutoCAD Crack Activation Code For PC



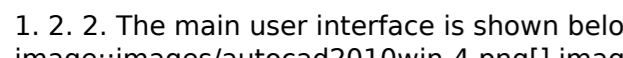
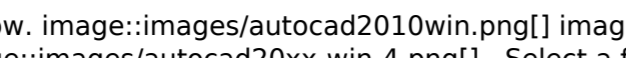
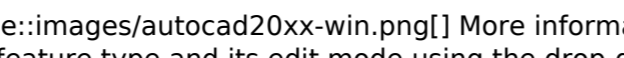
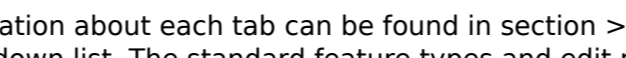
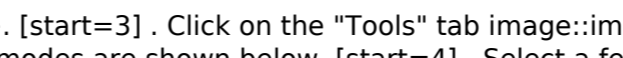
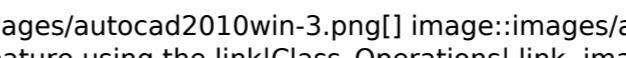
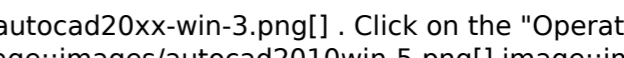
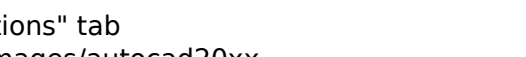
AutoCAD Crack

AutoCAD Download With Full Crack debuted in 1982 as a desktop app that ran on microcomputers. AutoCAD's cousin, AutoCAD LT, is a different, freeware version of the same software. AutoCAD LT is available for Windows (32-bit and 64-bit), macOS, and Linux (32-bit and 64-bit), and also for iOS (both iPad and iPhone) and Android. AutoCAD is a commercial app for Windows and macOS, and is available for purchase as a subscription, on a per-seat basis, or as a perpetual license. The per-seat version has the same features as the perpetual version, but its uses must be limited to a single user. AutoCAD is also available as a Web app and as a mobile app for iOS and Android. AutoCAD LT is a free, open-source version of the same software. With its 2018 acquisition of US-based 3D modeling software developer, Dassault Systèmes, Autodesk has strengthened its offerings in the visualization industry. History of AutoCAD The AutoCAD product family is composed of: AutoCAD; AutoCAD LT; AutoCAD Fusion; and AutoCAD 2017. AutoCAD and AutoCAD LT are the main products. AutoCAD Fusion and AutoCAD 2017 are the other options for current users. In 1982, Autodesk developed and published AutoCAD as a first-generation desktop CAD program for microcomputers. AutoCAD runs on a wide variety of platforms, and was one of the earliest desktop applications to allow users to enter data in three dimensions. As time passed, additional features were added to AutoCAD to give users more and more functionality, and new editions, including AutoCAD LT and AutoCAD LT Plus, were added. Each new edition also incorporated further features and enhancements. With the latest release, AutoCAD 2017, Autodesk made AutoCAD more cross-platform friendly and more compatible with other Autodesk software. When AutoCAD was first released, it had a steep learning curve and required a significant investment in training. It became popular enough that Autodesk offered free version of AutoCAD, AutoCAD LT, and AutoCAD LT Plus in an attempt to increase the market for CAD software. AutoCAD was originally developed by a team at Autodesk that included former NASA Jet Propulsion Lab

AutoCAD (LifeTime) Activation Code

Appendix B. Selecting and Dropping Objects In the drawing window, you can select objects to drag and drop them into other drawings or other viewports. You can select items such as doors, windows, carpentry, as well as 3D and 2D objects. **Drawing Views**. A view of a drawing is a set of drawing views, such as 2D Draft or 3D Revit, for a particular type of element. Drawing views, along with layers, can be changed with the right-click menu of the ViewCube. You can customize the ViewCube to show the views and layers you use most often. The ViewCube also contains a set of color palettes and images that you can use to decorate your drawing. **Viewports**. A viewport is a view of a drawing that limits how far and how much you can zoom in or out. Viewports are displayed in the Viewports palette. You can customize the Viewports palette to show the viewports that you use most often. **Layers**. Layers are a grouping of elements of different attributes, such as materials, types, and status. You can create and manage your own layers, or you can define your own layers using CAD standards, and you can also place them in existing layers. You can customize the Layers palette to show the layers you use most often. By using these features, you can customize how you work and create the work area that best suits you. **Using Autodesk Navisworks for 3D** One of the major differences between AutoCAD For Windows 10 Crack and Navisworks is that Navisworks uses the 3D Warehouse to create and manage its 3D objects (such as buildings, artwork, and more). You can create a project in the workspace as you would in AutoCAD. Then, you can add elements to the project that are from the 3D Warehouse. Autodesk Navisworks has many advantages, including: **You can customize the interface to match your workflow.** **You can use Navisworks and Autodesk Fusion 360 to automate repetitive tasks, such as sending email reminders.** **Navisworks can import data from Autodesk Map 3D, Autodesk Dynamo, and AutoCAD.** To import data from the 3D Warehouse, you must first create a connection in the project. The connection establishes a relationship between the Navisworks project ca3bfb1094

AutoCAD Free Download

1. 2. 2. The main user interface is shown below.   More information about each tab can be found in section >. [\[start=3\]](#) . Click on the "Tools" tab   . Click on the "Operations" tab   . Select a feature type and its edit mode using the drop-down list. The standard feature types and edit modes are shown below. [\[start=4\]](#) . Select a feature using the link|Class_Operations| link.   . Select the correct creation/editing mode . For example, to create a bridge or a culvert, choose the link|Class_Operations| link and then click on "Operation". [\[start=5\]](#) . Create a drawing with the menu bar at the top, as shown in the next step. . Use the tools on the right side of the screen, as shown below. [\[start=6\]](#) . Select the default option. . Click on "Exit"

What's New in the?

Powerful support for sheet metal, doors and even overhead doors and windows. AutoCAD is the industry-leading solution for sheet metal and doors/windows, and as always, the new version continues to help you take on even more complex projects. (video: 1:42 min.) Ease the drawing process by reducing and eliminating the number of points that must be defined. Point definitions can be automatically applied to objects and related entities. Get quick support for math formulas, including complex equations and more than 300 common trigonometric functions, plus support for inputting and displaying trigonometric functions directly. Select and replace a new symbol from a dataset, and then extend that symbol to other drawings. AutoCAD 2020, 2019 and 2018 Drafting, modeling and parametric support Drafting and editing With AutoCAD, you can draw objects, edit and animate them, and even share them with colleagues. Drafting is deeply integrated with other applications to let you edit, animate, and create and review in parallel. Every feature is easily customizable to suit your style and workflow. These new features help you work more efficiently and faster: Simplify the process of creating and editing objects. The Drafting command palette simplifies access to hundreds of drawing commands for object creation, editing, placement, and linking. You can also use the Object Selector or the Scene Selector to access objects from a catalog. You can then use Drafting features like replacement and AutoShape to make edits in your drawing or model. For example, you can use the selection tool to select a parametric feature in a parametric surface, then replace it with a different parametric feature, all without leaving the draft view. You can place a surface on an existing feature. You can rotate and snap to an existing feature. AutoCAD doesn't require you to use the Selection tool to add, edit, or manipulate geometry. Instead, you can use the Quick Select tool to access objects, and the Modeling Palette to add and edit 3D objects. You can easily modify, edit, and animate all aspects of your object. You can link and animate multiple objects to create moving parts and animations of a single object. Sketch a view and adjust the displayed angle to create a view, directly on the Design Surface (DS) of your CAD application. Then, align the sketch

System Requirements:

2 GB RAM CPU: 2.0 GHz GPU: nVidia Geforce 8600 GT For gameplay, a graphics card with a minimum of 2GB of VRAM is recommended. You'll also need a reasonably fast CPU and a good enough graphics card to support the RTS visuals. For the recommended minimum hardware, we've included the following in the main game: Minimum: GPU: nVidia Geforce 8600 GT

https://munchyn.com/wp-content/uploads/2022/07/AutoCAD_Crack___With_Product_Key.pdf
https://shoppibear.com/wp-content/uploads/2022/07/AutoCAD_Crack_Download_Updated_2022.pdf
<https://www.digitalpub.ma/advert/autocad-21-0-for-pc/>
<https://manupeha.com/wp-content/uploads/2022/07/AutoCAD-17.pdf>
https://theagriworld.com/wp-content/uploads/2022/07/AutoCAD_3264bit_2022.pdf
<http://www.ecelticseo.com/?p=13998>
<https://ccazanibar.com/wp-content/uploads/2022/07/AutoCAD-13.pdf>
<https://designpress.it/wp-content/uploads/2022/07/yanadar.pdf>
<https://honorrolldelivery.com/wp-content/uploads/2022/07/AutoCAD-17.pdf>
<https://whealthcare.info/wp-content/uploads/2022/07/quenkala.pdf>
<https://zip-favor.ru/wp-content/uploads/2022/07/vallcayl.pdf>
<https://arvidstockholm.com/wp-content/uploads/2022/07/AutoCAD.pdf>
<http://www.hva-concept.com/autocad-20-0-crack-torrent-activation-code-for-windows-updated-2022/>
<https://giovanimastri.com/2022/07/23/autocad-2018-22-0-crack-free-download-mac-win/>
<http://saintlouispartners.org/autocad-crack-download/>
<https://kalapor.com/autocad-22-0-download-3264bit/>
https://www.praxisforum-online.de/wp-content/uploads/2022/07/AutoCAD_Serial_Key_Free_Download_3264bit.pdf
<https://72bid.com?password-protected=login>
https://proofjobs.com/wp-content/uploads/2022/07/AutoCAD_Crack___For_PC_2022.pdf
<https://robertasabbatini.com/autocad-crack-free-for-pc-latest-2022/>